



24



314en24

GENETICS AND SOCIETY


You have already learnt that genetics is the science of heredity and variation. After Mendel's work was rediscovered in 1900, genetics progressed very rapidly in the 20th century. Today we find many applications of the knowledge of genetics in the fields of agriculture, medicine and forensic science. Some technologies related to genetics such as gene cloning, recombinant DNA technology, DNA fingerprinting, raising genetically modified crops will be dealt with in this lesson. Biopiracy, biosafety and biopatents related to GMOs and Bt crops have also been touched upon



OBJECTIVES

After completing this lesson, you will be able to :

- *highlight human curiosity and consciousness for healthy progeny;*
- *define the term gene cloning;*
- *explain the usefulness of gene bank;*
- *enumerate the various steps of recombinant DNA technology in a sequence;*
- *define genetic engineering and mention its utility;*
- *define transgenic organism, explain the steps in its production and cite examples of transgenic animals, plants and microbes;*
- *critically evaluate the advantages and disadvantages of growing Bt crops;*
- *describe steps of polymerase chain reaction and mention its (PCR) use;*
- *list the steps of DNA fingerprinting and mention its usefulness;*
- *explain the term genomics;*
- *justify the importance of genetic counselling.*
- *express concern regarding biosafety and awareness regarding biopiracy and biopatents*



24.1 GENETICS THROUGH AGES

The history of genetics can be traced to prehistoric times and can be classified into three eras as given below :

Early ideas

Primitive art such as drawings in ancient tombs and caves, bones and skulls show that human activities included selecting, breeding and domesticating plants and animals. Between 8000 and 1000 BC, horses, camels oxen and dogs had been domesticated. Between 7000 to 5000 BC corn, rice, wheat and datepalm were being cultivated.

Between the 17th and 19th century many theories regarding inheritance had been proposed but could not be proved. These were **epigenesis**, **preformationism**, **blending inheritance** and **pangenesis**. But this clearly shows that humans were always curious to know how traits are passed down the generations.

Modern Genetics

Gregor Johann Mendel, whose principles (laws) of inheritance you have learnt in earlier lessons of the unit is regarded as the founder of modern genetics. Between 1902 and 1904, the **chromosome theory of inheritance** was accepted and chromosomes, which could actually be seen under the microscope during cell division were regarded as the 'bearers of hereditary characters (genes)'. **Mutations** were recognised as source of **genetic variation**.

With the acceptance of Darwin's theory of natural selection, geneticists studied the inheritance of traits in populations (**Population genetics**).

Molecular Genetics

By the mid 20th century, **DNA** was established as the genetic material and structure and chemical nature of DNA was understood [recall the double helical structure of DNA as proposed by J. Watson and F. Crick]

The **central dogma** of molecular biology holds that genetic information resides in DNA, but its expression is in the form of proteins which are synthesized according to genetic information carried by mRNA from DNA.

In the last two decades of the twentieth century more has been understood about the **nucleic acid molecules** and **protein molecules** and also about the **genetics of bacteria**. The knowledge gained has led to the invention of technologies of **genetic engineering**, **gene cloning**, **organismal cloning**, **DNA finger printing**. Even more recent are the fields of **genomics** and **bioinformatics**. The entire genetic make up (genome) of an organism can now be cloned, sequenced and functions of the various genes explored. Knowing the human genome has opened up the possibilities for handling genetic disorders through **gene therapy**.

24.2 GENE CLONING AND GENE BANK

The term **clone** is a collective term for **genetically identical** individuals. You have probably heard about the sheep named “Dolly”, which possessed the same genes as did her mother as she was cloned from her mother.

In the Roslin Institute in Scotland, Ian Wilmut cloned “Dolly” the sheep from Dolly’s mother in 1996. The nucleus from a cell from Dolly’s mother’s udder (mammary glands) was introduced into the egg of another ewe (female sheep) whose nucleus was removed. This cell divided to give more cells which formed an embryo that could be implanted into the uterus of another ewe (surrogate mother).

The production of large quantities of identical genes is called **gene cloning**. Since any gene is a segment of DNA having a **particular sequence** of the four nitrogen bases (A, T, G, C), multiple copies of a particular gene may be obtained by means of **recombinant DNA technology**, popularly known as **genetic engineering**. You will learn more about genetic engineering later in this lesson.

Gene bank

Various clones of bacteria carrying the **desired genes** in their DNA can be stored and preserved at very low temperatures for their future use, in a gene bank. A gene bank or a gene library or a DNA library is, thus, a collection of bacterial or bacteriophage (virus) clones. Each clone carries specific DNA segment (gene) from another organism. For example, human gene coding for the hormone insulin may be inserted through genetic engineering into a bacterium. When the bacterium multiplies it forms a clone of bacteria carrying the gene for insulin and may be preserved in the ‘**gene bank**’. Thus, clones from a gene bank may be used for producing large quantities of certain enzymes, hormones and vaccines.

**INTEXT QUESTIONS 24.1**

1. Name any two recent techniques in genetics.

.....

2. Define gene cloning


.....

3. What is a gene bank ?

.....

.....

**Notes**



24.3 RECOMBINANT DNA TECHNOLOGY

One of the major applications of genetics is in “genetic engineering” which is also called recombinant DNA technology. In this technique the desired gene which is a DNA segment carrying a particular sequence of nucleotides, is added to the DNA of another organism (usually a bacterium) with the help of a transferring agent or **vector**. The modified DNA molecule carrying DNA from two different sources is called **recombinant DNA** or **rDNA**. The joining of two pieces of DNA is termed **DNA splicing** (Splicing in Latin means marriage).

The steps in the production of rDNA is as follows (Fig. 24.1) :

- The desired piece of DNA is cut from the cells (e.g. human cells) with the help of enzymes called **restriction endonucleases** or restriction enzymes. These enzymes are found in different bacteria. They recognise **specific nucleotide sequences** in a DNA molecule and cleave (cut) them.
- The same restriction enzyme cuts the same specific nucleotide sequence in a plasmid. A plasmid is a ring shaped DNA molecule present in a bacterium. It is **not** part of the chromosome of the bacterium. It is used as a vector for transferring the foreign DNA into the host cell.
- The desired DNA fragments are then mixed with the cleaved plasmids. These plasmids pick up the foreign DNA pieces with the same base sequence to replace their lost parts. These become the recombinant plasmids and the DNA is rDNA or **recombinant DNA**
- The recombinant plasmids are now introduced into or mixed with their bacteria which pick up the recombinant plasmids.
- The r-plasmids in the bacteria multiply along with the host bacteria. Soon a **clone of bacteria with rDNA** is obtained. Such a bacterial clone containing copies of the desired gene can be preserved for future use. For example, as already mentioned, human insulin gene can be inserted into bacterial plasmid and insulin obtained from the bacterial clone when needed.

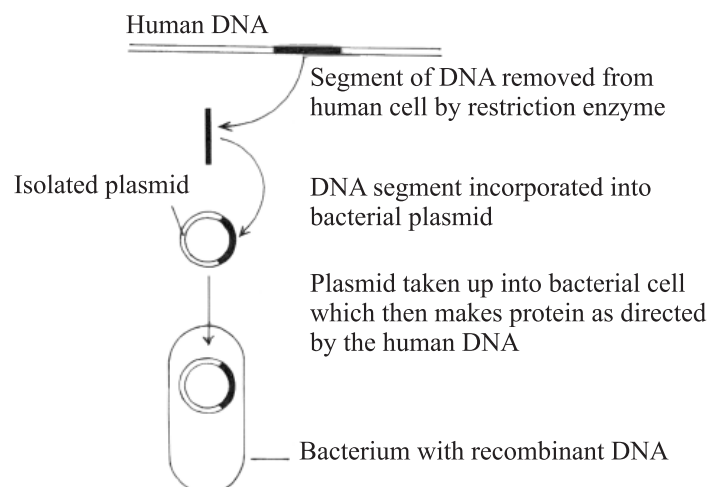


Fig. 24.1 Major steps in genetic engineering.

24.4 IMPORTANCE OF GENETIC ENGINEERING

Genetic engineering or rDNA technology can be used for various purposes:

- To manufacture important compounds like vaccines, hormones, vitamins, antibodies etc. The production of these substances is by inserting genes responsible for them in the bacteria and then getting clones of these bacteria to produce the desired substances.
- To manufacture enzymes used for making cheese.
- To breakdown pollutants through recombinant bacteria (bioremediation).
- To clone particular genes with the help of rDNA technology and build up a gene bank or a gene library.
- To use rDNA for gene therapy for curing genetic disorders.
- To raise useful plants (transgenic plants) resistant to herbicides (chemicals used to kill weeds) or insect pests by inserting genes in the plants through rDNA technology.



Notes

**INTEXT QUESTIONS 24.2**

1. What is the popular term for recombinant DNA technology?
.....
2. What is meant by DNA splicing?
.....
3. What is a plasmid and why is it called a vector for genetic engineering?
.....

24.5 TRANSGENIC MICROBES, PLANTS AND ANIMALS

Also called genetically modified organisms (GM organisms), transgenic organisms contain in their genetic make up, foreign genes, that is, genes from another species or another kind of organism. **Transgenics are raised through recombinant DNA technology.**

24.5.1 Transgenic microbes

Bacteria are easiest to be genetically modified by adding foreign gene into their plasmids through rDNA technology as you have already learnt in this lesson. Transgenic bacteria with insulin gene and human growth hormone gene have been cloned to provide these hormones for human use.

Other uses of transgenic bacteria are in decomposing pollutants and extracting metals such as copper and gold.

24.5.2 Transgenic plants

Some genetically modified plants are herbicide and pest resistant. A genetically modified tobacco plant contains a gene from the firefly and emits green light.



Notes

Bt CROPS

Bt crops are genetically modified crops and are therefore also called **transgenic crops**. The name Bt crops is because the transgene or the foreign gene is transferred into the crop by the soil bacterium *Bacillus thuringiensis* (Bt).

The transferred gene or transgene is not harmful to the host crop into whose genotype the gene has been added. It codes for a protein called **cry protein**.

The bacteria Bt lives in the soil. In its genotype there is a gene called *cry* gene which produces an insecticidal (insect killing) protein. A Bt crop produces this protein. When an insect pest eats the Bt crop, cry protein is converted into a toxic substance by the enzyme present in the stomach of the pest. This toxic substance kills the pest.

The cry gene has been isolated and transferred into many crops, eg cotton, maize, brinjal, tomato and tobacco and tested in the fields. They are resistant to insect attacks. Use of Bt crops reduces the need for spraying insecticides to kill insect pests. Insecticides are harmful to humans and other animals.

However, Bt crops can only be cultivated after permission from Government of India, under Environment Protection Act (EPA). This is because entomologists worry that:

- Since Bt crops make the toxin throughout their growing season, pests may evolve which are Bt resistant
- Non-target species like the butterflies may die if they feed on Bt pollen.
- Genetically modified crops may be harmful for the environment as they may pass the gene into a close relative plant which may be useless for humans but perpetuate as super weeds.

24.5.3 Transgenic animals

The gene for growth hormone from cattle have been inserted through genetic engineering to produce large fish, pigs and some other animals.

Transgenic goats can produce a blood clotting protein in their milk. This may be useful for children suffering from disorders such as haemophilia in which blood does not clot.

Genetic engineering offers a wide scope for transferring genes from one organism to another, such as plants to microbes, animals to microbes. Such gene transfers are not possible by other techniques like hybridisation. However, rDNA technology is not without problems. One danger is that accidentally or intentionally pathogens may be produced and misused as in biological warfare. Hence strict guidelines have been laid down for research in genetic engineering.

24.5.4 Biosafety

There is public concern about possible hazards of using genetically modified (GM) organisms as food. You already know that a GM organism is one that contains genes

from another species. For example, Bt brinjal, a GM brinjal has genes added to genome of brinjal from another species by genetic engineering which helps it to protect itself from one of its pests. The salmon fish has been genetically modified by adding a more active salmon growth hormone gene.

But the concern is about safety of GM foods to humans and other animals and also to the environment. Hence, in early 2000, several countries agreed to a Biosafety protocol by which the safety of using GM foods is first ascertained before using them. In our country, Department of Biotechnology, in compliance with rules of Environment Protection Act (EPA) has to be consulted granting permission for research and use of any GM organism only after testing its safety to humans, other animals and the environment.

24.5.5 Biopiracy

Piracy means theft. Biopiracy means patenting or exploiting a biological resource of another country without being authorised or giving adequate compensation. For example, a rich developed country may patent a bioresource such as medicinal plant or traditional knowledge regarding a bioresource of a developing country. Sometimes a useful biomolecule extracted from a plant growing in another country may be patented and used for commercial benefits. Even genes from foreign plants and animals may be patented, eg U.S granted a patent for the germplasm of basmati rice grown in India.

24.5.6 Biopatent

A patent is an official document. Possession of this document permits the holder to use or sell his/her invention. The duration of a patent is 20 years and the patent holder has to obtain a license on certain reasonable terms and conditions. The Indian Patent Act (1970) provides patents for invention to be used as food, medicine/ drugs, alloys, semiconductors etc. In India, duration of patent is for 14 years except for food and pharmaceuticals which is only for 7 years.

The patent is granted to the inventor so that the invention is not used by others for commercial purposes. A patent may be granted for (i) an invention or discovery (ii) improvement of an earlier invention (iii) process of generating a patent (iv) a concept or design.



INTEXT QUESTIONS 24.3

1. Use the example of Bt crops to state importance of transgenic crops.

.....

2. What is a cry protein?

.....



Notes



Notes

3. Exploiting a biological resource of another country without being authorised is called
4. When and why was the biopatent act adopted in India?
.....
5. What is the duration of a patent for pharmaceutical products in India?
.....

24.6 POLYMERASE CHAIN REACTION

You have learnt in the lesson no 22, that DNA polymerase is the enzyme responsible for DNA replication or making a copy of a DNA molecule.

In the technique called **polymerase chain reaction (PCR)**, DNA polymerase enzyme is used repeatedly for making many copies of a small fragment of DNA. Thus polymerase chain reaction or PCR helps in making many copies of a small amount of DNA.

The steps in PCR are,

- Double helical DNA molecule is heated so that it breaks up into two strands
- Primers are added and the DNA is cooled.
- DNA polymerase is added and in its presence the two single strands acquire complementary strands and so two molecules of the DNA are formed. (Fig. 24.2).

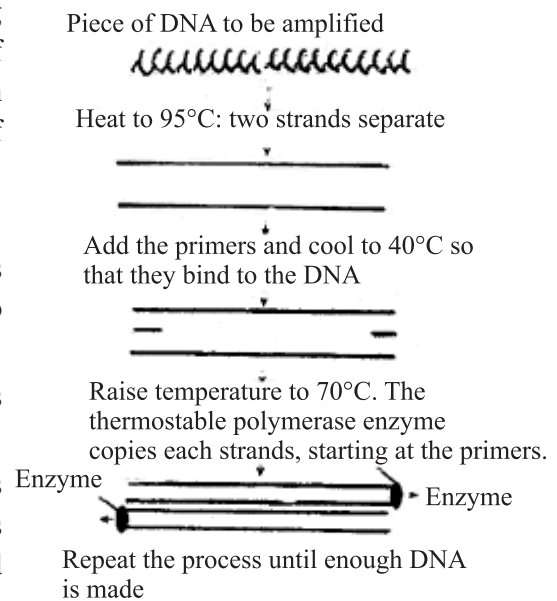


Fig. 24.2 Polymerase chain reaction

These steps are repeated to get multiple copies of DNA. These days DNA polymerase from a bacterium living in hot springs called Taq polymerase is used in PCR machines. DNA amplified by PCR can be used for various techniques.

24.7 DNA FINGER PRINTING

Like our fingerprints, the repeated sequences in our DNA are unique. You must have heard that the police lifts fingerprints from the scene of crime to identify the culprit in case of rape, theft or murder.

In 1984, Alec Jeffreys, a geneticist invented a technique which could distinguish the DNA of a person from that of another and called this technique **genetic fingerprinting** or **DNA fingerprinting**. This technique is now used for scientific investigation of crime. For example identifying correctly the accused in rape or murder or to solve paternity disputes (find out who the actual father of a child is).

DNA fingerprinting can be done from very small amounts of DNA which are taken out of a tiny drop of blood, semen, hair follicle, tooth pulp etc. picked up from the scene of crime. The steps in the technique are:

- DNA is isolated from blood, semen etc.
- Its quantity is increased through PCR
- The lengths of these DNA pieces vary from person to person because of certain repeated sequences of nucleotides in DNA which vary.
- The DNA pieces are separated from each other according to size and charge with the help of a technique called **electrophoresis**.
- The pattern as you can see in the figure given below is unique for each person.




Fig. 24.3 DNA fingerprinting (Match and see that culprit is suspect No : 3)

In a crime, there may be three or four suspects.

Their DNA fingerprinting is carried out and compared with that of the DNA picked up from the scene of crime. The one that matches the DNA print of one of the suspects is the actual culprit. (Fig. 24.3).

24.8 GENOMICS

Genome is a collective term for a full set of genes in an organism. Genes are paired and so genome means all the genes present in a haploid (n) set of chromosomes. Genomics is the analysis of the genome data, that is, finding out the functional nucleotide sequences (genes) in the DNA of an organism.




Fig. 24.4 Karyotypes showing Chromosomes of (a) male, and (b) female humans





Notes

The genome of *E. coli* bacterium, the yeast *Saccharomyces* and some other kinds of organisms is already known e.g. *Arabidopsis* *Drosophila*.

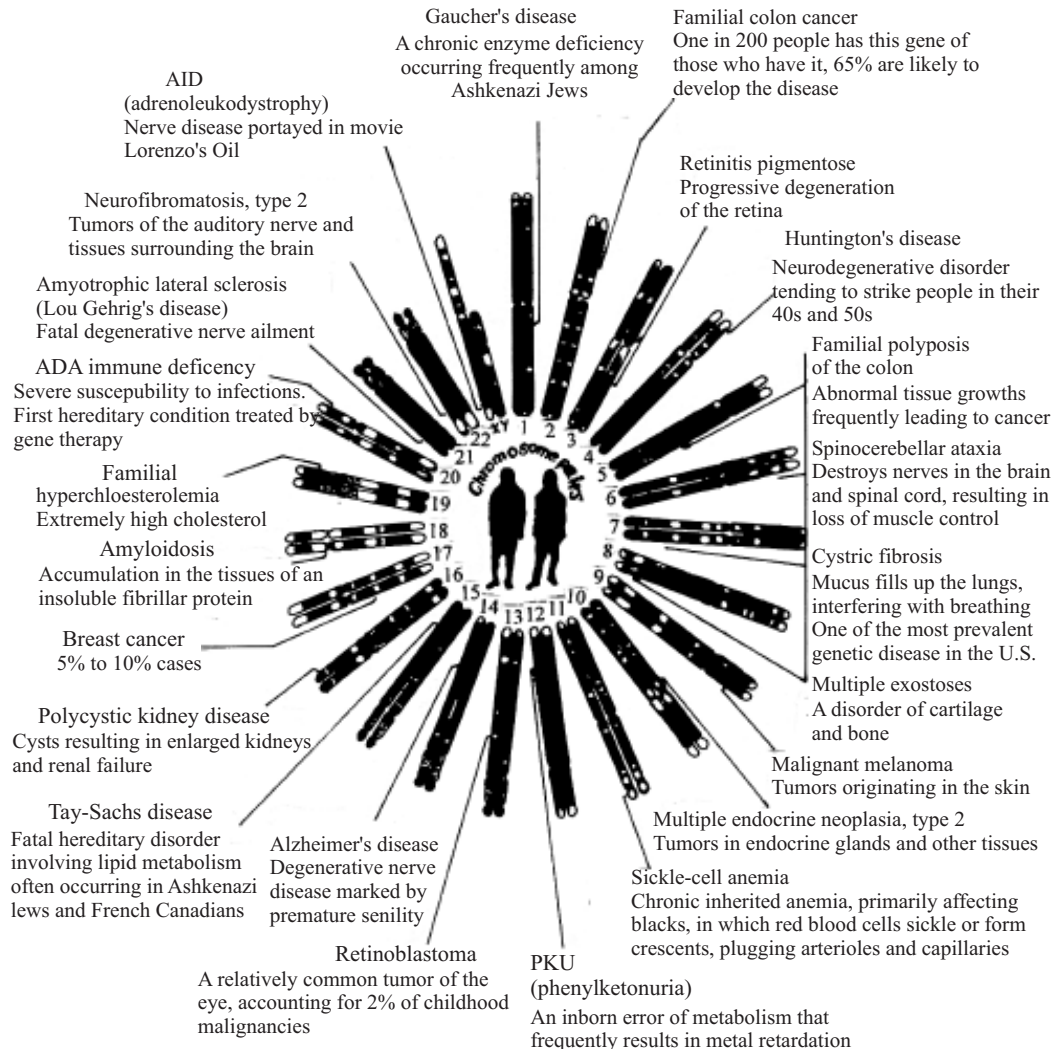


Fig. 24.5 Human genome showing location of some defective genes.

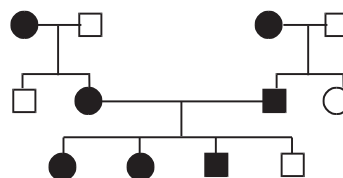
The human genome has been mapped in 2003. Humans have 23 pairs of chromosomes ($2n = 46$) and the human genome has 3×10^9 nucleotide base pairs and if the sequence of nucleotides (genes) is known, it will be possible to pinpoint (i) defective genes (as shown in the figure in the box) and (ii) identify genes for correction of genetic disorders (gene therapy) and genetic counselling.

24.9 GENETIC COUNSELLING

You have earlier learnt about dominant and recessive genes. If a child receives a dominant gene from one parent and its recessive from the other parent (heterozygous condition) the recessive gene does not express itself. Recessive genes get expressed only when they are in the homozygous condition, that is, both genes of a pair inherited from the parents are recessive.

You can probably appreciate why marriages between closed relations (termed consanguineous marriage) are discouraged. Being related, both parents may pass down the defective gene which may be present in a family. Most defective genes that cause genetic disorders are recessive. When both genes of a pair in the child are defective, the child is born with a genetic disorder. So if a couple wishes to know the chances of their child getting a particular disorder present in their family, they have to go to a **genetic counsellor**. **Genetic counselling** means advise given regarding a genetic disorder so that the couple knows whether to have any more children if their first child is suffering from a genetic disorder. The genetic counsellor has a very good knowledge of human genetics and can predict the chances of a genetic defect in a family.

The pattern of inheritance of a particular trait (feature) among humans is identified by the method of **pedigree analysis**. Pedigree is a diagrammatic representation of relationships showing a particular trait in a family. The genetic counsellor prepares a pedigree chart and can then advise accordingly. See the pedigree chart (Fig. 24.6) and study the squares and circles as explained.



The circles are females and the squares are males; filled in circles and squares are affected individuals, empty circles and squares are normal individuals

Fig. 24.6 Pedigree chart

**INTEXT QUESTIONS 24.4**

1. Define genome.

.....

2. What is genomics?

.....

3. What is the use of genomics?

.....

4. Why should a genetic counsellor have good knowledge of genetics?

.....





Notes

5. Expand the abbreviation PCR.

.....

6. Why is the technique DNA fingerprinting named so?

.....



WHAT YOU HAVE LEARNT

- From prehistoric times, humans have had a curiosity to know how traits (features) are inherited.
- Domestication of animals and cultivation of crops like rice, wheat, maize and date palm can be traced to earlier than 5000 BC.
- Modern genetics began after Mendel's laws of inheritance were accepted. Soon after it became clear that genes are carriers of hereditary features and they are present on chromosomes. That genes mutate also became known.
- The last fifty to sixty years have been an era of Molecular Genetics when it was confirmed that DNA is the genetic material and the mechanism of DNA replication and protein synthesis in a cell were discovered.
- In the last few years, many techniques such as rDNA technology, DNA fingerprinting have been put forth.
- Gene cloning means producing and preserving desired genes in a clone of bacteria through recombinant DNA technology. A gene bank is one where several clones of bacteria carrying different desired foreign genes (for example genes of humans) are preserved for future use of products of these genes.
- Genetic engineering, also called recombinant DNA technology uses specific restriction endonuclease from different bacteria to cut genes, that is, particular DNA sequences from DNA molecules of an organism (e.g. humans) and similar sequences from plasmids and join the foreign DNA to the plasmid and introduce the plasmid with foreign DNA into its host bacterium and raise a bacterial clone.
- Genetic engineering is useful for creating genetic libraries, gene therapy and genetically modified organisms.
- Genetically modified organisms are also called transgenics. Transgenic microbes, plants and animals carry in their genetic make up, gene or genes of another kind of organism. Transgenic bacteria are used for extracting metals and decomposing pollutants. Transgenic plants are herbicide and pest resistant. Transgenic animals are larger in size and transgenic goats may carry a human gene responsible for a particular protein which is then released in its milk.
- PCR or polymerase chain reaction is a technique to make many copies of a small amount of DNA.

- DNA fingerprinting is a technique to identify the DNA of a particular person. It is used to scientifically investigate a crime and identify the real criminal.
- Genomics is the analysis of a complete set of genes found in an organism. The complete set of genes is called a genome.
- Genetic counselling is the advice given by an expert on the chances of an unborn baby getting a genetic disorder.



Notes

**TERMINAL EXERCISES**

1. Name the three eras in the history of genetics.
2. Define gene cloning. What is the usefulness of a gene bank?
3. Give the various steps of recombinant DNA technology.
4. What are the benefits of genetic engineering?
5. What are transgenics? Give examples of a transgenic microbe, plant and animal.
6. Define genomics
7. Draw and explain a pedigree chart.
8. What is genetic counselling and why is it important?
9. What is DNA fingerprinting? Justify that it is the foolproof technique for sorting out paternity issues.
10. List the steps of Polymerase chain reaction.
11. What are Bt crops? What are the benefits and fears related to their use?
12. Write notes on (i) Biopatent (ii) Biopiracy and (iii) Necessity for a biosafety protocol.

**ANSWERS TO INTEXT QUESTIONS**

- 24.1**
1. Genetic engineering or recombinant DNA technology, gene cloning, DNA fingerprinting (any two).
 2. A technique of producing many identical copies of a particular gene.
 3. A collection of all the genes of any human or genes of any other organisms in various clones of bacteria.
- 24.2**
1. Genetic engineering.
 2. Joining of two pieces of DNA belonging to different species.
 3. Plasmid is a separate round piece of DNA found in bacteria. It is used to carry desired gene from a particular organism into bacteria.

**Notes**

- 24.3**
1. Transgenic crop like Bt crops reduce the need for use of insecticides which are toxic to humans and other animals.
 2. Due to worries of (i) Bt crop evolving resistance (ii) non target species feeding on Bt crops may die (iii) production of super weeds.
 3. Cry protein produced by Bt crop causes toxicity or poisoning when it enters the pest stomach killing the pest
 4. Biopiracy
 5. 1970
 6. 20 years
- 24.4**
1. Collective term for the full set of genes of an organism.
 2. Science of analysis of genes in the DNA of an organism relating each gene to its function.
 3. Helps to identifying defective genes so that correction may be possible by gene therapy.
 4. Because the counsellor has to advise regarding the possibility of genetic disorder in the next generation.

MODULE - IV
ENVIRONMENT AND HEALTH

- 25 Principles of Ecology
- 26 Conservation and Use of Natural Resources
- 27 Pollution
- 28 Nutrition and Health
- 29 Some Common Human Diseases

